

# *The* **SCRIBES & Scribblers** *Inklings*

Vol. 38, No. 1 The Fort Worth Calligraphers Guild

*September 2016*

*Part of the secret of success  
in life is to eat what  
you like and let the food  
fight it out inside.*

*mark twain*  
*callig - T. Campos*

## COVER ART

By Tom Campos

He found this Mark Twain quote on the internet and used it the year that the Guild's calendar theme was "Humorous" quotes. The pointed pen lettering script was patterned after an exemplar he found on the internet -- the *Speedball Textbook 24th edition* has a similar exemplar on page 86. He created the blue-green-gold marbled paper background in a guild workshop that he attended at Sally Jackson's studio years ago.

• • • • •  
**Inklings** is published by the Fort Worth Calligraphers Guild monthly, September through May. To submit an article for this publication, please email text to [news@fortworthcalligraphers.com](mailto:news@fortworthcalligraphers.com) - attention Newsletter Editor, by the 26th of the month prior to the publication. Text should be in MS Word document or equivalent. Photos should be submitted in JPEG 300dpi format. Prints and hard copy can be mailed to P.O. Box 101732, Fort Worth, TX 76185. We try our best to give our members accurate and current information.

## *From the President's Pen*

Greetings Lettering Artists of Fort Worth and North Texas:

I hope your summer time went well and I hope you were able to practice some calligraphy.

I went on vacation with my wife to sunny Florida. We and my brother and sister-in-law cruised all around the state, tasted different cuisines and took lots of photos.

While in Orlando's Universal Studios, I enjoyed the rides but I also enjoyed the signs and lettering throughout the park.

We all need time to relax and forget about daily tasks back home, and enjoy a change from the mundane. Your school kids probably feel the same. But on returning, my wife is glad to tend again to her African violets, while I am glad to relax at my favorite desk and tend to my calligraphy practices.

Well, this year, our guild has planned a good program schedule entitled: "Calligraphy, History around the World." And what's best is that our own members will present these script/hands with handouts and penmanship tools. What a better way to review or encourage your calligraphy practicing. We shall have Roman, Italic, Uncial, Gothic, Copperplate, and other scripts and techniques. I am sure you shall enjoy attending as many guild programs as you can at the Bedford Library.


And yes, we are planning our annual Valentine's party.

During the meetings I shall be asking for volunteers that can assist with our next large project, the Southwest Calligraphy Conference. We are still planning the final stages for hosting the SWCC here in Fort Worth in January 2017. I would like to thank the chair-persons already involved with this 2017 conference.

Therefore, circle the guild meeting dates on your calendars at the Bedford Public Library and I hope to see you soon.

Tom Campos  
President FWCG

*Happy Birthday!*



# HARVEY'S HELPFUL HINTS



## FIND A QUOTE

Need a quote, but can't think of one you really like: On your Android or Apple device check out the "QUOTE" application. Several thousand quotes and several categories are available. You can't go wrong with this one, and it's FREE for the asking.

## SITTING TOO LONG?

TAKE A BREAK! Remind yourself not to sit too long at your writing table – it's too hard to get up. Try not to sit longer than an hour (use a timer) – take a few minutes break to refresh, then back to the table. You'll be glad you did! Time flies when you're having fun! Be sure to make it fun!

## BACK TO BASICS

If your lettering is starting to look a bit peculiar to you it's time to go "Back to Basics." And when in doubt keep some exemplars handy to look at while you are writing. Somewhere down the line your brain started to make corrections to your lettering and didn't tell your arm. Start on a piece of practice paper and make the corrections to the letters according to the exemplars. You'll be glad you did before a lot of time passes and you get into the habit of bad letterforms.

## LEONARDT EF PRINCIPAL NIB

This month's spotlight is on the now famous Leonardt EF Principal Nib. No, this is not one of my vintage nibs – this is a NEW version of the Zanerian Fine Writer, D.L. Musselman, Gillott Principality and Gillott #604EF "Dream Nibs" rolled into one. You will absolutely love it, and it doesn't scratch like most newly made nibs.

The tines are very springy for the light-handed artist, it's very durable, and the cost is almost nil. It will soon become one of your favorites! Purchase several because you will want several to fall back on and have in your arsenal of nibs. This nib has gotten "RAVE" reviews from around the world by everyone who touches ink to paper!

## QUICK PEN REST

Secure a strip of corrugated cardboard to your work area for an inexpensive pen, brush and pencil rest. This will keep them handy and off the floor.

## CLEANING UP

Try Neutrogena Hand Soap to remove ink from clothing. This won't hurt the fabric and might get the ink out... Clean your rubber stamps and remove ink stains from hands and fingers using "Baby Wipes." Be sure they are clean before using them. And store your rubber stamps dry.

## ADD A SPARK

To give your art a different look try inserting colored dots between words and as punctuation on the baseline. Additional dots can be added by coloring in the closed counters of words. Caution: don't over-kill! A little goes a long way. By the way, gold dots look great!

Til next month, for beautiful calligraphy,  
Harvey Anton, <penstaff@verizon.net>  
H – 972-307-0172, C – 817-470-2735

---


## *Southwest Calligraphy Conference*

The Fort Worth Calligraphers Guild will be hosting the Southwest Calligraphy Conference in January 2017. The SWCC planning committee will meet prior to the regular FWCG business meeting on Sept. 8

Come at between 5:45 and 6 p.m. (concluding by 6:30) to finalize SWCC projects and plans. Then we will be in full swing by the time we have a guild-wide

workday on Saturday, October 1 at Stacey Furniture. The store hours are 10 a.m. to 8p.m. and the community room is reserved for FWCG. Come for all or part – and help assemble the items we are making for conference participants. There is fun and fellowship all rolled into the activity; and there is a nice restaurant in the store if you choose to eat there. Details at the guild meeting Sept. 8.





## *Congratulations, Mary!*



The theme for the 2016 Graceful Envelope Contest administered by the Washington (DC) Calligraphers Guild and the National Association of Letter Carriers was “communication.” At first I thought I would skip

entering because nothing interesting came to mind concerning communication. But when I looked at the previous entries, it seemed as if all the winners had really unusual takes on the theme.

So, I began to wonder if there were any unusual forms of communication that might be fun to play with. I got stuck on pirate maps for a long time (which was lots of fun) but then, somewhere in the process, the idea of a message in a bottle came to mind and it seemed like the perfect place to write the Graceful Envelope address.

I returned to a list of communication quotes that a Google search had uncovered, and revisited the one about a deserted island which was perfect for a message in a bottle. The next step was finding a stamp that would work with a deserted island theme. I looked at the fern stamps for a long time, but one of the coastal bird postcard stamps was perfect — it was a bird on a sandy coast. I wasn’t sure if I could use it because it was a postcard stamp, and I would have to put my entry on a postcard (after all, it was an “envelope” contest), but in the end I thought what-the-heck, maybe nobody else will have used it and it might get noticed.

It’s kind of strange how it all came together, but I was absolutely elated to get an “honorable mention,” and couldn’t wait to show my mailman. And, of course, as some of you have already heard, my husband says I’m even more impossible to live with now.

— Mary DeChellis

View contest winners at

<http://calligraphersguild.org/envwinners2016.html>

## Upcoming FWCG Workshops Save the Dates!



**Dan Mooney**  
Illumination Techniques  
March 25 & 26, 2017



**Carol DuBosch**  
Brush Calligraphy  
October 27-29, 2017

---

## Local Classes with Cristie Campo

### Collin College Cont. Ed. Classes

CYC = Courtyard Center  
4800 Preston Park Boulevard  
Plano, TX 75093  
972.985.3790  
<https://www.collin.edu/ce/>

Alcohol Inks - 9/12 - 10/17 M 6:30 - 8:30 p.m.  
Sketchbook Journaling - 9/14 - 10/19 W 6:30 - 8:30 p.m.  
Unical Calligraphy - 9/15 - 11/3 Th 6:30 - 9:00 p.m.  
Modern Calligraphy Letters - 9/15 - 11/3 Th 9 am - noon

### Creative Arts Center Dallas — One day Workshops

[www.creativeartscenter.org](http://www.creativeartscenter.org)  
2360 Laughlin Drive  
Dallas, TX 75228  
Telephone & Fax:  
Tel: 214-320-1275  
Fax: 214-320-0845  
Email: [info@creativeartscenter.org](mailto:info@creativeartscenter.org)

Saturday 9/10 1-5pm—Alcohol inks  
Saturday 9/15 11am-5pm Intro to Zentangle  
Sat. 9/24 12-5pm intro to Calligraphy  
Sunday 10/9 Sketchbook Journaling—11am -5pm  
Sunday 11/13 Zentangle patterns—1pm-4pm

---

## FWCG 2017 Calendar Deadline

Our calendar for next year has no particular theme so “anything goes.” Sharon Schmidt needs to receive your calendar artwork by September 8. Bring it to the meeting or scan it at 300 dpi and e-mail it to her at [hj-sharon@charter.net](mailto:hj-sharon@charter.net). Sharon will return your artwork at the November 10th meeting.

# Exhibits You Won't Want To Miss!



## Sacred Words

THE SAINT JOHN'S BIBLE & THE ART OF ILLUMINATION

OCTOBER 15, 2016 TO JANUARY 8, 2017

OKLAHOMA CITY MUSEUM OF ART  
LOCATED IN THE DONALD W. REYNOLDS VISUAL ARTS CENTER  
415 COUCH DRIVE  
OKLAHOMA CITY, OK 73102  
(405) 236-3100



## *Inscribed Illuminations and Inspirations: Manuscripts at Bridwell Library*

August 8, 2016 – December 16, 2016

Perkins School of Theology at Southern Methodist University  
6005 Bishop Boulevard, Dallas, Texas – on the main campus of SMU

Surveying the wide range of manuscripts in Bridwell Library Special Collections representing the Christian, Judaic, and Islamic traditions, this exhibition includes items produced between the twelfth and nineteenth centuries in numerous locations throughout Europe, the Middle East, Africa, Asia, and the Americas. The array of texts, languages, letterforms, illuminations, and illustrations provides evidence of both known and unrecorded scribes, artists, readers, and owners as well as insights into the cultural, historical, bibliographical, and aesthetic contexts in which these manuscripts were created.

These works both complement and supplement printed holdings in significant collecting areas for Bridwell Library including scripture and worship, devotion, theology and church history, and religious instruction and study. Focusing on these genres, Bridwell Library continues to build a diverse and instructive collection of manuscripts, many of which demonstrate how handwritten books and documents remained essential facets of religious and intellectual life following the introduction of printing in Europe in the mid-fifteenth century.



# TEXAS Lettering Arts COUNCIL

## Calligraphy I - Basic Italic

NORTH LAKE COLLEGE - Main Campus - Irving, TX  
Mondays - Sept. 12, 19 & 26, 2016  
6:30pm - 9:30pm  
Call 972-273-3360 to register for ARTZ 1000.70134 - \$90



You can learn how to letter beautifully with a broad-edged nib. This class teaches the Italic hand, proper proportions for this style, and stroke sequences for upper and lower case letterforms. Supplies: \$15 cash due to instructor on first day of class.

Please REGISTER early due to limited seating. If you have any questions about this three day class, please contact instructor Angie Vangalis at 214-957-1736.

## Calligraphy II - Basic Blackletter

NORTH LAKE COLLEGE - Main Campus - Irving, TX  
Thursdays, Oct. 13, 20 & 27, 2016  
6:30pm - 9:30pm  
Call 972-273-3360 to register for ARTZ 1000.70133 - \$90



Learn more about lettering and proportions. This class focuses on Blackletter (also known as Old English) lettering style. Supply fee \$15 due to instructor on first day of class.

Please REGISTER early due to limited seating. If you have any questions about this class, please contact instructor Angie Vangalis at 214-957-1736.

## Marker Magic

ST. DAVID'S EPISCOPAL CHURCH  
3333 N. Meridian Ave., Oklahoma City, OK  
Saturday, September 17, 2016  
9:00am - 5:00pm  
\$60 plus \$36 for supply kit (retail value \$60)



Create lively letters and revitalizing alphabets using the latest nibs, pens and markers on the market. Learn to use the Speedball A-series nib, monoline gel and pigment ink pens, calligraphy markers, brush, scroll markers to embellish and create fun letters. Participants will create lots of letters and walk away with a finished project. Students must bring a pen holder and favorite ink. If you don't have a pen holder or ink the instructor will have them available - please let instructor know.

Marker Magic Supply Kit (retail list \$60) includes: A-series nib, color markers, glaze, gel and pigment ink pens, calligraphy markers, specialty pencils, tracing paper, marker paper, graph paper and exemplar sheets.

Register for Marker Magic at <http://soonerscribes.com/workshops.html>

## Zentangle® I - Basics

North Lake College, Main Campus - Irving, TX  
Saturday, September 24, 2016  
9:00am - 11:30am  
ARTZ 1000.70137 - \$35



OR  
Wednesday, October 12, 2016  
6:30pm - 9:00pm  
ARTZ 1000.70136 - \$35  
Call 972-273-3360 to register.

Spend some time connecting with your creative side by learning easy repetitive patterns and create beautiful images. Have fun drawing patterns using the Zentangle® method of drawing. Students will take home intricate and stunningly crafted tiles and pattern sheets. It's a great stress relief! No artistic background needed. All supplies are included.

Please REGISTER early due to limited seating. If you have any questions about this class, please contact instructor, Angie Vangalis at 214-957-1736

## Patterning & Polyhedrons

North Lake College, Main Campus - Irving, TX  
Saturday, October 29, 2016  
9:00am - 11:30am



Call 972-273-3360 to register for ARTZ 1000.70135 - \$35

Learn lots of patterns and techniques on a polyhedron form using StringStarters® rubber stamps to begin patterns. Students will take home an icosahedron form and pattern sheets. It's a great stress relief! No artistic background required. All supplies are included.

Please REGISTER early for limited seating. If you have any questions about this class, please contact instructor, Angie Vangalis at 214-957-1736.

## John Stevens Year-Long Study


DFW Metroplex locations  
Sat & Sun - May 13 & 14, 2017  
Sat & Sun - Dec 2 & 3, 2017  
9:30am - 5:30pm



Get on the list to study with world renown scribe, John Stevens who will be teaching in the DFW area in 2017 and 2018! This workshop series starts May 13, 2017, so mark your calendar for 2017!

Two additional weekends in 2018 will be announced along with entire course content by November 2016 on the Texas Lettering Arts Council website ([www.txlac.org](http://www.txlac.org)) and through email announcements like this.

If you are interested in receiving early bird announcements about this workshop series, please sign up through this link [https://docs.google.com/forms/d/e/1FAIpQLSfBti\\_06-hQ5GfK5H2hyH6VtZjka2DcsHOEizXi812ggjrK/viewform?c=0&w=1](https://docs.google.com/forms/d/e/1FAIpQLSfBti_06-hQ5GfK5H2hyH6VtZjka2DcsHOEizXi812ggjrK/viewform?c=0&w=1)



P.O. Box 101732  
Fort Worth, TX 76185

CONTACT US

[www.fortworthcalligraphersguild.com](http://www.fortworthcalligraphersguild.com)

Tom Campos, President  
[president@fortworthcalligraphersguild.com](mailto:president@fortworthcalligraphersguild.com)

Nancy Teigen, Vice President  
[vicepresident@fortworthcalligraphersguild.com](mailto:vicepresident@fortworthcalligraphersguild.com)

Belinda Anderson, Secretary  
[secretary@fortworthcalligraphersguild.com](mailto:secretary@fortworthcalligraphersguild.com)

Linda Jones, Newsletter Editor  
[news@fortworthcalligraphersguild.com](mailto:news@fortworthcalligraphersguild.com)

Cayetano Olivarez, Treasurer  
[treasurer@fortworthcalligraphersguild.com](mailto:treasurer@fortworthcalligraphersguild.com)

Angie Vangalis, Workshops  
[workshops@fortworthcalligraphersguild.com](mailto:workshops@fortworthcalligraphersguild.com)

Polly Campbell, Parliamentarian

# Guild Meeting

## Thursday, September 8, 2016

**Meeting Location:**

Bedford Public Library  
2424 Forest Ridge Drive  
Bedford, TX 76021xs

**Business Meeting: 6:30 p.m.**

**Program begins about 7:00 p.m.**



Angie Vangalis and Linda Langley are going to present our first *Calligraphy, History Around the World* lesson on the Latin Alphabet – Roman Capitals.

Join us as we explore the Roman Letter from it's development to today's applications.

Bring a 3.0mm broad-edge felt tipped pen for a hands-on project. The Sakura Pigma® Calligrapher® size 30 & Elegant Writer® size B both are 3.0 mm.

